

Archer

WELCOME TO THE NEW ARCHER

PROUDLY SERVING THE MODEL BUILDING COMMUNITY SINCE 1989

Archer Fine Transfers
305 NW Railroad St
Youngsville, NC 27545, USA
info@archertransfers.com
www.archertransfers.com



Surface Details™

Archer Fine Transfers (Archer) Surface Details™ are raised resin objects cast onto Microscale clear decal film. They are applied like waterslide decals and add the authentic effect of three-dimensional rivets and other raised textures or surfaces. Discriminating prototype modelers have reported amazing results in a fraction of the time they used to spend using other methods. In a recent issue of Model Railroad Hobbyist Magazine, publisher Joe Fugate stated that Archer Surface Details™ have revolutionized kitbashing and scratchbuilding.

Surface Details™ are made in the USA using a proprietary process. Archer is the only company offering this product using these materials and this technique.

The product line includes a variety of rivets, weld beads, tread plates, louvers, foundry symbols and other items used by model railroaders and armor, aircraft and ship modelers. Surface Details™ are researched by some of the most knowledgeable modelers in the industry. They are available in precise HO, O, N, S, G, 1/16th, 1/32, 1/35th, 1/48th and 1/72nd scales.

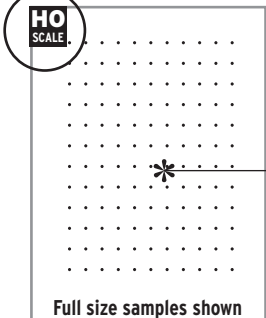
Archer owner Woody Vondracek conceived of the concept of raised details in 1996. The original raised details were dry transfers. Archer manufactured and sold these raised dry transfers for several years. In 2002 Vondracek began developing raised resin rivets on clear decal film. In 2007 he perfected the current incarnation of Surface Details™ and has been producing, selling and growing this product line continuously since then.

Surface Details™ were originally designed for military modelers, Archer's main demographic. In 2009, after being contacted by prototype model railroaders, Vondracek began producing Surface Details™ to scale for prototype model railroaders. We currently offer 86 different items, most of which are specifically designed for model railroaders. We have plans to grow this product line substantially.

HOW TO USE THIS CATALOG

Due to the fact that new products are added to the last page of this catalog as they are released you will find different scales on almost every page.

To make locating scales easier each product has a Scale Code in the upper left corner of the illustration as seen here: 



HO SCALE

RESIN BRIDGE RIVETS
Correct diameter and spacing commonly found on steel bridges. Sheet contains 120 inches (305 cm) of resin rivets, .016 inch (.41 mm) diameter spaced .11 inches (2.8 mm) apart. Comes with instructions.

CLICKABLE HOT LINKS
Clicking the illustration will take you to the product on our website so you can buy on-line.

HO-scale
AR88052
\$17.95

Full size samples shown

Actual sheet measures 2.75 x 4.5 inches (7 cm x 11.4 cm).

Scales are also indicated here.

Scales marked **V** have no specific scale, multiple scales, or are generic in nature.

NOTE: Scales marked **M** are primarily for military models but you may find a unique use for them elsewhere.

NOTE: If you downloaded this catalog from our website please be sure to print it at full size, 100%. Since each product is shown in actual size you can visually compare what is on the sheet against your model to select the product that suits your needs.

ONLINE VIDEO TUTORIAL

If this all sounds too easy to be true, please take a few minutes to view our video tutorial. It's free, all the tricks are explained and all of your questions will be answered.


www.youtube.com/watch?v=aptnvFeEqio



Archer

Archer Fine Transfers
 PO Box 1277
 Youngsville, NC 27596, USA
 (919) 570-1026
 info@archertransfers.com
 www.archertransfers.com

SURFACE DETAILS




Actual sheet measures 2.75 x 4.5 inches (7 cm x 11.4 cm).

RESIN FASTENER HEADS

Starter sheet of .008, .011, .014 inch diameter fastener heads. A total of almost 100 linear inches of rivets are on this sheet. This is a good choice if you're not looking for any specific scale and just need a selection of various size rivets. Instructions included.

Various scales
 AR88001
\$17.95




Actual sheet measures 2.75 x 4.5 inches (7 cm x 11.4 cm).

RESIN FASTENERS

Sheet includes US and British style Dzus fasteners as well as an assortment of rivet heads .008 inch (2 mm), .011 inch (.28 mm), .014 inch (.35 mm) in diameter. Instructions included.

1/32 and 1/48 scale
 AR88002
\$17.95




Actual sheet measures 2.75 x 4.5 inches (7 cm x 11.4 cm).

RESIN ACCESS PANELS

Sheet includes an assortment of common access panels as well as aircraft fuel filler doors, also includes piano hinge detail. Instructions included.

1/32 and 1/48 scale
 AR88003
\$17.95




Actual sheet measures 2.75 x 4.5 inches (7 cm x 11.4 cm).

RESIN WW-I STITCHING

Sheet contains two common styles of fuselage stitching found on WWI aircraft. Almost 100 linear inches (254 cm) of stitching on this sheet. Instructions included.

1/24 to 1/48 scale
 AR88004
\$17.95




Actual sheet measures 2.75 x 4.5 inches (7 cm x 11.4 cm).

RESIN WELD BEADS

Sheet comes with 30 linear inches (76 cm) of .015 inch (.38 mm) wide beads, 24 linear inches (60 cm) of both .025 inch (.64 mm) and .030 inch (.76 mm) wide beads, and 20 linear inches (50 cm) of .040 inch (1.02 mm) wide beads. Instructions included.

Various scales
 AR88005
\$17.95




Actual sheet measures 2.75 x 4.5 inches (7 cm x 11.4 cm).

RESIN WELD BEADS

Sheet comes with 30 linear inches (76 cm) of .015 inch (.38 mm) wide beads, 24 linear inches (60 cm) of both .025 inch (.64 mm) and .030 inch (.76 mm) wide beads, and 20 linear inches (50 cm) of .040 inch (1.02 mm) wide arc weld beads. Instructions included.

Various scales
 AR88006
\$17.95




Actual sheet measures 2.75 x 4.5 inches (7 cm x 11.4 cm).

RESIN CASTING SYMBOLS

Sheet comes packed with a generous supply of generic casting symbols to replace, correct or add casting symbols to military or civilian vehicle castings. Comes with general instructions but you will need reference material to add these to a specific vehicle. Instructions included.

1/35 and 1/48 scale
 AR88007
\$17.95

Researched by Kurt Laughlin




Actual sheet measures 2.75 x 4.5 inches (7 cm x 11.4 cm).

RESIN DIAMOND TREADPLATE

Sheet includes 10.4 square inches (264 square mm) of generic treadplate pattern commonly found on military and civilian vehicles to either replace, correct or add treadplate to vehicle walk surfaces. Instructions included.

1/24 to 1/48 scale
 AR88008
\$17.95




Actual sheet measures 2.75 x 4.5 inches (7 cm x 11.4 cm).

RESIN FASTENER HEADS

Sheet includes .035 inch (.89 mm), .025 inch (.64 mm), and .015 inch (.38 mm) diameter fasteners heads spaced .096 inch (2.4 mm) apart. Comes with instructions. Includes 28 inches (71 cm) of .035 heads, 28 inches (71 cm) of .025 heads and 24 inches (61 cm) of the .015 inch heads. Instructions included.

Various scales
 AR88009
\$17.95




RESIN FABRIC TEXTURE

Sheet includes 10.4 square inches (264 square mm) of generic fabric weave pattern found on canvas and other coarsely woven material. Instructions included.

Various scales
AR88010
\$17.95

Actual sheet measures 2.75 x 4.5 inches (7 cm x 11.4 cm).




RESIN WOODGRAIN TEXTURE

Sheet includes 10.4 square inches (264 square mm) of a **heavily distressed woodgrain pattern**. Can be cut into strips and alternated on individual planks or simply cut and spaced apart to simulate a wood plank floor. Can also be sanded to simulate areas of less wear. Instructions included.

Various scales
AR88011
\$17.95

Actual sheet measures 2.75 x 4.5 inches (7 cm x 11.4 cm).




RESIN WOODGRAIN TEXTURE

Sheet includes 10.4 square inches (264 square mm) of a **fine woodgrain pattern**. Can be cut into strips and alternated on individual planks or simply cut and spaced apart to simulate a wood plank floor. Can also be sanded to simulate areas of less wear. Instructions included.

Various scales
AR88012
\$17.95

Actual sheet measures 2.75 x 4.5 inches (7 cm x 11.4 cm).




RESIN PANEL LINES

Raised panel lines to replace those lost when sanding seams on older model kits. Sheet comes with 72 inches (183 cm) of a line width of .005 inch (.13 mm), 40 inches (102 cm) of a line width of .007 inch (.18 mm) and 12 inches (30 cm) of a line width of .010 inch (.25 mm). Instructions included.

Various scales
AR88013
\$17.95

Actual sheet measures 2.75 x 4.5 inches (7 cm x 11.4 cm).




RESIN FASTENER HEADS

Full sheet of the smallest rivets on AR88001. 108 inches (274 cm) of .028 inch (.71 mm) spacing, 44 inches (112 cm) of .068 inch (1.73 mm) spacing and 36 inches (92 cm) of .095 inch (2.41 mm) spacing. Instructions included.

Various scales
AR88014
\$17.95

Actual sheet measures 2.75 x 4.5 inches (7 cm x 11.4 cm).




RESIN FASTENER HEADS

Full sheet of the middle-size rivets on AR88001. 108 inches (274 cm) of .043 inch (1.09 mm) spacing, 44 inches (112 cm) of .068 inch (1.73 mm) spacing and 36 inches (92 cm) of .098 inch (2.49 mm) spacing. Instructions included.

Various scales
AR88015
\$17.95

Actual sheet measures 2.75 x 4.5 inches (7 cm x 11.4 cm).




RESIN FASTENER HEADS

Full sheet of the largest rivets on AR88001. 108 inches (274 cm) of .057" (1.44 mm) spacing, 32 inches (81 cm) of .083 inch (2.11 mm) spacing and 32 inches (81 cm) of .124 inch (3.15 mm) spacing. Instructions included.

Various scales
AR88016
\$17.95

Actual sheet measures 2.75 x 4.5 inches (7 cm x 11.4 cm).




RESIN WELD BEADS

Full sheet includes 176 linear inches (432 cm) of the narrowest arc weld beads on AR88006.

When applied, these raised beads are the closest appearance to what is actually found on armor vehicles. Instructions included.

Various scales
AR88017
\$17.95

Actual sheet measures 2.75 x 4.5 inches (7 cm x 11.4 cm).




RESIN WELD BEADS

Full sheet includes 144 linear inches (432 cm) of the next to narrowest arc weld beads on AR88006.

When applied, these raised beads are the closest appearance to what is actually found on armor vehicles. Instructions included.

Various scales
AR88018
\$17.95

Actual sheet measures 2.75 x 4.5 inches (7 cm x 11.4 cm).




RESIN WELD BEADS

Full sheet includes 136 linear inches (432 cm) of the next to widest arc weld beads on AR88006.

When applied, these raised beads are the closest appearance to what is actually found on armor vehicles. Instructions included.

Various scales
AR88019
\$17.95

Actual sheet measures 2.75 x 4.5 inches (7 cm x 11.4 cm).



Actual sheet measures 2.75 x 4.5 inches (7 cm x 11.4 cm).

RESIN WELD BEADS

Full sheet includes 120 linear inches (432 cm) of the widest arc weld beads on AR88006.

When applied, these raised beads are the closest appearance to what is actually found on armor vehicles. Instructions included.

Various scales
AR88020
\$17.95




Actual sheet measures 2.75 x 4.5 inches (7 cm x 11.4 cm).

RESIN NON-SKID TEXTURE

Sheet includes 10.4 square inches (264 square mm) of fine texture suitable for aircraft wing-walk areas and 1/48 - 1/72 armor. Instructions included.

Approx 1/32 to 1/24 scale
AR88021
\$17.95




Actual sheet measures 2.75 x 4.5 inches (7 cm x 11.4 cm).

RESIN FASTENER HEADS

Sheet includes 80 linear inches (203 cm) of .008 inch (.2 mm) diameter rivets, 72 linear inches (183 cm) of .011 inch (.28 mm) diameter rivets and 56 linear inches (142 cm) of .014 inch (.35 mm) diameter rivets. Perfect for aircraft. Instructions included.

Various scales
AR88022
\$17.95




Actual sheet measures 2.75 x 4.5 inches (7 cm x 11.4 cm).

RESIN 7/8" RAILCAR RIVETS

Sheet includes rivet heads .010 inch (.25 mm) in diameter in spacings commonly found on railcars, including 44 linear inches (111 cm) of .031 inch (.79 mm) spacing, 25 linear inches (66 cm) of .037 inch (.92 mm) spacing, 25 linear inches (66 cm) of .042 inch (1.07 mm) spacing and 22 linear inches (56 cm) of staggered pattern. Instructions included.

HO-scale
AR88025
\$17.95

Researched by Greg Kennelly



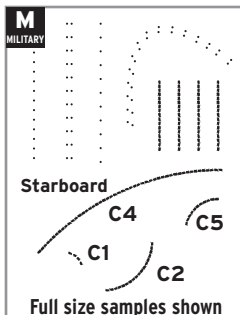
Actual sheet measures 2.75 x 4.5 inches (7 cm x 11.4 cm).

RESIN 5/8" RAILCAR RIVETS

Sheet includes .008 inch (.20 mm) diameter rivets in spacings commonly found on railcars, including 44 linear inches (111 cm) of .031 inch (.79 mm) spacing, 25 linear inches (66 cm) of .037 inch (.92 mm) spacing, 25 linear inches (66 cm) of .042 inch (1.07 mm) spacing and 22 linear inches of staggered pattern. Instructions included.

HO-scale
AR88026
\$17.95

Researched by Greg Kennelly



Oversized three sheet set.


RESIN U-BOAT RIVETS & WELDS

Complete three-sheet package contains 3-dimensional resin rivets and weld beads to replace details lost to sanding or to correct the kit details.

For advanced modelers wanting the highest degree of accuracy. Comes with color-coded, highly detailed placement illustrations.

1/72-scale
AR88023
\$59.95

Researched by Glenn Cauley




Actual sheet measures 2.75 x 4.5 inches (7 cm x 11.4 cm).

RESIN FREIGHT CAR RIVETS

Sheet contains 136 linear inches (345 cm) of 3-dimensional **alternate center rivets for freight cars with thinner sides** .004 inch (.10 mm) in diameter spaced .031 inch (.79 mm) apart vertically and .029 inch (.74 mm) apart horizontally. Instructions included.

N-scale
AR88028
\$17.95

Researched by Tony Thompson




Actual sheet measures 2.75 x 4.5 inches (7 cm x 11.4 cm).

RESIN RAILCAR RIVETS

Sheet includes rivet heads .006 inch (.15 mm) diameter spacings most commonly found on railcars, including 88 linear inches (223 cm) of .017 inch (.43 mm) spacing, 52 linear inches (132 cm) of .020 inch (.5 mm) spacing, 52 linear inches (132 cm) of .023 inch (.58 mm) spacing and 44 linear inches of staggered pattern. Instructions included.

N-scale
AR88024
\$17.95

Researched by Greg Kennelly




Actual sheet measures 2.75 x 4.5 inches (7 cm x 11.4 cm).

RESIN TANK CAR RIVETS

Sheet contains 192 linear inches (488 cm.) of 3-dimensional resin **tank car double-row rivets** .006 inch (.15 mm) diameter with a vertical spacing of .017 inch (.43 mm) and a horizontal spacing of .009 inch (.23 mm). Instructions included.

N-scale
AR88029
\$17.95

Researched by Tony Thompson




RESIN FREIGHT CAR RIVETS

Sheet contains 112 linear inches (285 cm.) of 3-dimensional resin **alternate center rivets for freight cars with thinner sides** .008 inch (.20 mm) in diameter spaced .057 inch (1.45 mm) apart vertically and .052 inch (1.32 mm) horizontally. Instructions included.

HO-scale
AR88030
\$17.95

Researched by Tony Thompson

Actual sheet measures 2.75 x 4.5 inches (7 cm x 11.4 cm).




RESIN TANK CAR RIVETS

Sheet contains 100 linear inches (254 cm.) of 3-dimensional resin **tank car double-row rivets** .010 inch (.25 mm) in diameter spaced vertically .031 inch (.79 mm) and .015 inch (.38 mm) horizontally. Instructions included.

HO-scale
AR88031
\$17.95

Researched by Tony Thompson

Actual sheet measures 2.75 x 4.5 inches (7 cm x 11.4 cm).




RESIN 7/8" RAILCAR RIVETS

Sheet contains rivets .020 inch (.51 mm) in diameter in four spacings found on railcars including 44 linear inches (111 cm) of .062 inch (1.57 mm) spacing, 25 linear inches (66 cm) of .074 inch (1.88 mm) spacing, 25 linear inches (66 cm) of .084 inch (2.13 mm) spacing and 22 linear inches (56 cm) of staggered pattern. Instructions included.

O-scale (1/48)
AR88032
\$17.95

Researched by Greg Kennelly

Actual sheet measures 2.75 x 4.5 inches (7 cm x 11.4 cm).




RESIN 5/8" RAILCAR RIVETS

Sheet contains rivets .016 inch (.41 mm) in diameter in four spacings found on railcars including 44 linear inches (111 cm) of .062 inch (1.57 mm) spacing, 25 linear inches (66 cm) of .074 inch (1.88 mm) spacing, 25 linear inches (66 cm) of .084 inch (2.13 mm) spacing and 22 linear inches (56 cm) of staggered pattern. Instructions included.

O-scale (1/48)
AR88033
\$17.95

Researched by Greg Kennelly

Actual sheet measures 2.75 x 4.5 inches (7 cm x 11.4 cm).




RESIN FREIGHT CAR RIVETS

Sheet contains 112 linear inches (285 cm) of 3-dimensional resin **alternative center rivets for freight cars with thinner sides** .016 inch (.41 mm) in diameter spaced .116 inch (2.95 mm) apart vertically and .093 inch (2.36 mm) horizontally. Instructions included.

O-scale (1/48)
AR88034
\$17.95

Researched by Tony Thompson

Actual sheet measures 2.75 x 4.5 inches (7 cm x 11.4 cm).




RESIN TANK CAR RIVETS

Sheet contains 100 linear inches (254 cm) of 3-dimensional **tank car double-row resin rivets** .020 inch (.51 mm) in diameter spaced vertically .064 inch (1.63 mm) and .031 inch (.79 mm) horizontally. Instructions included.

O-scale (1/48)
AR88035
\$17.95

Researched by Tony Thompson

Actual sheet measures 2.75 x 4.5 inches (7 cm x 11.4 cm).




RESIN 14" RAILROAD LOUVERS

Sheet contains scale 14 inch (36 cm) louvers suitable for 1950s and later applications. Includes 27 linear inches (693mm) of resin louvers. Instructions included.

O-scale (1/48)
AR88036
\$17.95

Researched by Allan Gilbert

Actual sheet measures 2.75 x 4.5 inches (7 cm x 11.4 cm).




RESIN 6" RAILROAD LOUVERS

Sheet contains scale 6 inch (15 cm) louvers suitable for pre 1950s and other applications. Includes 43 linear inches (109 cm) of resin louvers. Instructions included.

O-scale (1/48)
AR88037
\$17.95

Researched by Allan Gilbert

Actual sheet measures 2.75 x 4.5 inches (7 cm x 11.4 cm).




RESIN 14" RAILROAD LOUVERS

Sheet contains scale 14 inch (36 cm) louvers suitable for 1950s and later applications. Includes 39 linear inches (99 cm) of resin louvers. Instructions included.

HO-scale
AR88038
\$17.95

Researched by Allan Gilbert

Actual sheet measures 2.75 x 4.5 inches (7 cm x 11.4 cm).




RESIN 6" RAILROAD LOUVERS

Sheet contains scale 6" (15 cm) louvers suitable for pre 1950s and other applications. Includes 58 linear inches (150 cm) of resin louvers. Instructions included.

HO-scale
AR88039
\$17.95

Researched by Allan Gilbert

Actual sheet measures 2.75 x 4.5 inches (7 cm x 11.4 cm).



Full size samples shown

Actual sheet measures 2.75 x 4.5 inches (7 cm x 11.4 cm).


RESIN 14" RAILROAD LOUVERS

Sheet contains scale 14" (36 cm) louvers suitable for 1950s and later applications. Includes 50 linear inches (130 cm) of resin louvers. Instructions included.

N-scale
AR88040

\$17.95

Researched by: Allan Gilbert



Full size samples shown

Actual sheet measures 2.75 x 4.5 inches (7 cm x 11.4 cm).


RESIN 6" RAILROAD LOUVERS

Sheet contains Scale 6" (15 cm) louvers suitable for pre 1950s and other applications. Includes 70 linear inches (178 cm) of resin louvers. Instructions included.

N-scale
AR88041

\$17.95

Researched by: Allan Gilbert



Full size sample shown

Actual sheet measures 2.75 x 4.5 inches (7 cm x 11.4 cm).


RESIN DIAMOND TREADPLATE

Sheet contains correct treadplate texture for **GM/EMD, ALCO and Baldwin locomotives**. Includes 10 square inches (25 cm) of treadplate. Instructions included.

O-scale (1/48)
AR88042

\$17.95

Researched by: Allan Gilbert



Full size sample shown

Actual sheet measures 2.75 x 4.5 inches (7 cm x 11.4 cm).


RESIN DIAMOND TREADPLATE

Sheet contains correct treadplate texture for **GM/EMD, ALCO and Baldwin locomotives**. Includes 10 square inches (25 cm) of treadplate. Instructions included.

HO-scale
AR88043

\$17.95

Researched by: Allan Gilbert



Full size samples shown

Actual sheet measures 2.75 x 4.5 inches (7 cm x 11.4 cm).


RESIN RIB TAPE AND STITCHING

Full sheet includes 39 linear inches (99 cm) of rib tape and stitches for WWI and other fabric covered aircraft. Instructions included.

1/32 scale
AR88044

\$17.95

Researched by: David Waples



Full size samples shown

Actual sheet measures 2.75 x 4.5 inches (7 cm x 11.4 cm).


RESIN RIB TAPE AND STITCHING

Full sheet includes 51 linear inches (129 cm) of rib tape and stitches for WWI and other fabric covered aircraft. Instructions included.

1/48 scale
AR88045

\$17.95

Researched by: David Waples



Full size sample shown

Actual sheet measures 2.75 x 4.5 inches (7 cm x 11.4 cm).


RESIN RAILROAD TREADPLATE

Contains accurate treadplate pattern suitable for **GE U and -7 locomotives**. Includes 10 square inches (859 cm) of treadplate. Instructions included.

O-scale (1/48)
AR88046

\$17.95

Researched by: Allan Gilbert



Full size sample shown

Actual sheet measures 2.75 x 4.5 inches (7 cm x 11.4 cm).


RESIN RAILROAD TREADPLATE

Contains accurate treadplate pattern suitable for **GE U and -7 locomotives**. Includes 10 square inches (859 cm) of treadplate. Instructions included.

HO-scale
AR88047

\$17.95

Researched by: Allan Gilbert



Full size sample shown

Actual sheet measures 2.75 x 4.5 inches (7 cm x 11.4 cm).


RESIN RAILROAD TREADPLATE

Contains accurate treadplate pattern suitable for **GE -8/9 and GEVO locomotives**. Includes 10 square inches (859 cm) of treadplate. Instructions included.

O-scale (1/48)
AR88048

\$17.95

Researched by: Allan Gilbert



Full size sample shown

Actual sheet measures 2.75 x 4.5 inches (7 cm x 11.4 cm).


RESIN RAILROAD TREADPLATE

Contains accurate treadplate pattern suitable for **GE -8/9 and GEVO locomotives**. Includes 10 square inches (859 cm) of treadplate. Instructions included.

HO-scale
AR88049

\$17.95

Researched by: Allan Gilbert




RESIN GERMAN ARMOR TREADPLATE

Treadplate commonly found on WWII German armor including Pz. III variants including StuG and certain Pz. IV's. Resin treadplate on clear decal film allows you to create crumpled fenders from lead foil and retain the treadplate pattern. Includes 10 square inches (859 cm) of treadplate. May also be suitable for other vehicles. Instructions included.

1/35 scale
AR88050
\$17.95

Full size sample shown
Actual sheet measures 2.75 x 4.5 inches (7 cm x 11.4 cm).




RESIN BRIDGE RIVETS

Correct diameter and spacing commonly found on steel bridges. Sheet contains 100 inches (254 cm) of resin rivets, .030 inch (.76mm) in diameter spaced .195 inches (4.96 mm) apart. Instructions included.

O-scale (1/48)
AR88051
\$17.95

Full size samples shown
Actual sheet measures 2.75 x 4.5 inches (7 cm x 11.4 cm).




RESIN BRIDGE RIVETS

Correct diameter and spacing commonly found on steel bridges. Sheet contains 120 inches (305 cm) of resin rivets, .016 inch (.41 mm) diameter spaced .11 inches (2.8 mm) apart. Instructions included.

HO-scale
AR88052
\$17.95

Full size samples shown
Actual sheet measures 2.75 x 4.5 inches (7 cm x 11.4 cm).

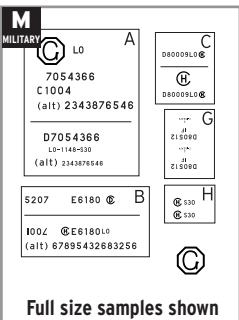


RESIN BRIDGE RIVETS

Correct diameter and spacing commonly found on steel bridges. Sheet contains 140 inches (356 cm) of resin rivets, .010 inch (.25mm) diameter spaced .058 inches (1.47mm) apart. Instructions included.

N-scale
AR88053
\$17.95

Full size samples shown
Actual sheet measures 2.75 x 4.5 inches (7 cm x 11.4 cm).




M4A39(76) HVSS FOUNDRY SYMBOLS

Enough for one vehicle with extras and options. Resin cast onto clear decal film applies like regular decals under paint. Exhaustive research guarantees that your model's foundry symbols are correct. Also includes extra numbers with instructions so you can make your model unique. Includes illustrated instructions.

1/35 scale
AR88054
\$6.95

Full size samples shown
Actual sheet measures 1.75 x 2.25 inches (4.46 cm x 5.72 cm).

Researched by Kurt Laughlin




RESIN RAILROAD LOUVER MIX

Sheet of five different width louvers commonly found on locomotives and railcars. Sheet contains 5.2 linear inches (132 mm) of each of the following widths; 16 inch (40 cm), 14 inch (35.5 cm), 12 inch (30.5 cm), 9 inch (23 cm) and 6 inch (15 cm). Instructions included.

O-scale (1/48)
AR88055
\$17.95

Full size samples shown
Actual sheet measures 2.75 x 4.5 inches (7 cm x 11.4 cm).




RESIN RAILROAD LOUVER MIX

Sheet of five different width louvers commonly found on locomotives and railcars. Sheet contains 3.8 linear inches (96 mm) of each of the following widths; 16 inch (40 cm), 14 inch (35.5 cm), 12 inch (30.5 cm), 9 inch (23 cm) and 6 inch (15 cm). Instructions included.

HO-scale
AR88056
\$8.95

Full size samples shown
Actual sheet measures 2.75 x 1.87 inches (7 cm x 4.75 cm).

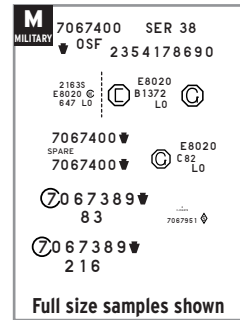


RESIN RAILROAD LOUVER MIX

Sheet of five different width louvers commonly found on locomotives and railcars. Sheet contains 2.5 linear inches (64 mm) of each of the following widths; 16 inch (40 cm), 14 inch (35.5 cm), 12 inch (30.5 cm), 9 inch (23 cm) and 6 inch (15 cm). Instructions included.

N-scale
AR88057
\$5.95

Full size samples shown
Actual sheet measures 1.5 x 1.8 inches (3.8 cm x 4.6 cm).




M4A3E2 FOUNDRY SYMBOLS

Enough for one COBRA KING and alternate tanks with spares, extras and options. Exhaustive research guarantees that your model's foundry symbols are correct. The set also includes extra numbers with instructions so you can customize your model to make it completely unique. Illustrated instructions included.

1/35 scale
AR88058
\$6.95

Full size samples shown
Actual sheet measures 1.75 x 2.25 inches (4.46 cm x 5.72 cm).

Researched by Kurt Laughlin




RESIN WELD BEADS

Sheet comes with 89.7 linear inches (228 cm) of .040 inch (1.02 mm) wide weld beads. These duplicate the "sprue/glue method" popular today. Because these are decals the application process is much quicker. Another advantage these have over our arc weld beads is that they can easily be run around circular details like cupolas. Instructions included.

Various scales
AR88059
\$17.95

Full size samples shown
Actual sheet measures 2.75 x 4.5 inches (7 cm x 11.4 cm).




Actual sheet measures 2.75 x 4.5 inches (7 cm x 11.4 cm).

RESIN WELD BEADS

Sheet comes with 101.4 linear inches (258 cm) of .030 inch (.76 mm) wide weld beads. These duplicate the "sprue/glue method" popular today. But, being decals the application process is much quicker. Another advantage these have over our arc weld beads is that they can easily be run around circular details like cupolas. Instructions included.

Various scales
AR88060
\$17.95




Actual sheet measures 2.75 x 4.5 inches (7 cm x 11.4 cm).

RESIN WELD BEADS

Sheet comes with 109 linear inches (277 cm) of .025 inch (.64 mm) wide weld beads. These duplicate the "sprue/glue method" popular today. But, being decals the application process is much quicker. Another advantage these have over our arc weld beads is that they can easily be run around circular details like cupolas. Instructions included.

Various scales
AR88061
\$17.95




Actual sheet measures 2.75 x 4.5 inches (7 cm x 11.4 cm).

RESIN WELD BEADS

Sheet comes with 125 linear inches (317 cm) of .015 inch (.38 mm) wide weld beads. These duplicate the "sprue/glue method" popular today. But, being decals the application process is much quicker. Another advantage these have over our arc weld beads is that they can easily be run around circular details like cupolas. Instructions included.

Various scales
AR88062
\$17.95




Actual sheet measures 2.75 x 4.5 inches (7 cm x 11.4 cm).

RESIN 7/8" STREETCAR RIVETS

These exact scale rivets were researched from blueprints and are designed for those difficult close double and single rows for belt lines and other applications. Sheet contains 46.5 inches (118 cm) single row, 19.4 inches (49 cm) of double row, 19.4 inches (49 cm) close double rows and 19.4 inches (49 cm) staggered double-row rivet heads. Instructions included.

O-scale (1/48)
AR88063
\$17.95

Researched by: Greg King




Actual sheet measures 2.75 x 4.5 inches (7 cm x 11.4 cm).

RESIN 5/8" STREETCAR RIVETS

These exact scale rivets were researched from blueprints and are designed for those difficult close double and single rows for belt lines and other applications. Sheet contains 46.5 inches (118 cm) single row, 19.4 inches (49 cm) of double row, 19.4 inches (49 cm) close double rows and 19.4 inches (49 cm) staggered double-row rivet heads. Instructions included.

O-scale (1/48)
AR88064
\$17.95

Researched by: Greg King




Actual sheet measures 1.75 x 2.75 inches (4.45 cm x 7 cm).

RESIN 5/8" STREETCAR RIVETS

These exact scale rivets were researched from blueprints and are designed for those difficult close double and single rows for belt lines and other applications. Sheet contains 25.5 inches (65 cm) single row, 10.6 inches (27 cm) of double row, 10.6 inches (27 cm) close double rows and 10.6 inches (27 cm) staggered double-row rivet heads. Instructions included.

HO-scale
AR88065
\$8.95

Researched by: Greg King




Actual sheet measures 1.75 x 2.75 inches (4.45 cm x 7 cm).

RESIN 7/8" STREETCAR RIVETS

These exact scale rivets were researched from blueprints and are designed for those difficult close double and single rows for belt lines and other applications. Sheet contains 25.5 inches (65 cm) single row, 10.6 inches (27 cm) of double row, 10.6 inches (27 cm) close double rows and 10.6 inches (27 cm) staggered double-row rivet heads. Instructions included.

HO-scale
AR88066
\$8.95

Researched by: Greg King




Actual sheet measures 2.75 x 4.5 inches (7 cm x 11.4 cm).

RESIN RAILROAD TREADPLATE

Sheet contains correct treadplate texture for **GP7 and GP9 locomotives**. Includes 10 square inches (25 cm) of treadplate. Instructions included.

HO-scale
AR88067
\$17.95

Researched by: Allan Gilbert




Actual sheet measures 2.75 x 4.5 inches (7 cm x 11.4 cm).

RESIN RAILROAD TREADPLATE

Sheet contains correct treadplate texture for **GP7 and GP9 locomotives**. Includes 10 square inches (25 cm) of treadplate. Instructions included.

O-scale (1/48)
AR88068
\$17.95

Researched by: Allan Gilbert




Actual sheet measures 2.75 x 4.5 inches (7 cm x 11.4 cm).

RESIN RAILROAD TREADPLATE

Sheet contains correct treadplate texture for **GP7 and GP9 locomotives**. Includes 10 square inches (25 cm) of treadplate. Instructions included.

S-scale
AR88069
\$17.95

Researched by: Allan Gilbert




RESIN DIAMOND TREADPLATE

Sheet contains correct treadplate texture for **GM/EMD, ALCO and Baldwin locomotives**. Includes 10 square inches (25 cm) of treadplate. Instructions included.

S-scale
AR88070
\$17.95

Researched by: Allan Gilbert

Actual sheet measures 2.75 x 4.5 inches (7 cm x 11.4 cm).




RESIN 7/8" RAILCAR RIVETS

Sheet contains rivets .014 inch (.36 mm) in diameter in four spacings found on railcars. Includes 45.6 linear inches (116 cm) of .044 inch (1.1 mm) spacing, 19 linear inches (48 cm) of .05 inch (1.27 mm) spacing, 19 linear inches (48 cm) of .058 inch (1.47 mm) spacing and 23 linear inches (58 cm) of staggered pattern. Instructions included.

S-scale
AR88071
\$17.95

Researched by: Greg Kennelly

Actual sheet measures 2.75 x 4.5 inches (7 cm x 11.4 cm).




RESIN 5/8" RAILCAR RIVETS

Sheet contains rivets .014 inch (.36 mm) in diameter in four spacings found on railcars. Includes 45.6 linear inches (116 cm) of .043 inch (1.09 mm) spacing, 25 linear inches (66 cm) of .074 inch (1.88 mm) spacing, 25 linear inches (66 cm) of .050 inch (1.27 mm) spacing and 23 linear inches (58 cm) of staggered pattern. Instructions included.

S-scale
AR88072
\$17.95

Researched by: Greg Kennelly

Actual sheet measures 2.75 x 4.5 inches (7 cm x 11.4 cm).




RESIN TANK CAR RIVETS

Sheet contains 80.6 linear inches (205 cm) of 3-dimensional **tank car double-row resin rivets** .014 inch (.36 mm) in diameter spaced vertically .043 inch (1.1 mm) and .021 inch (.53 mm) horizontally. Instructions included.

S-scale
AR88073
\$17.95

Researched by: Tony Thompson

Actual sheet measures 2.75 x 4.5 inches (7 cm x 11.4 cm).




RESIN BRIDGE RIVETS

Correct diameter and spacing commonly found on steel bridges. Sheet contains 103 inches (262 cm) of resin rivets, .022 inch (.56 mm) in diameter spaced .146 inches (3.7 mm) apart. Instructions included.

S-scale
AR88074
\$17.95

Actual sheet measures 2.75 x 4.5 inches (7 cm x 11.4 cm).




RESIN RAILROAD LOUVER MIX

Sheet of five different width louvers commonly found on locomotives and railcars. Sheet contains 7.8 linear inches (198 mm) of each of the following widths: 16 inch (40 cm), 14 inch (35.5 cm), 12 inch (30.5 cm), 9 inch (23 cm) and 6 inch (15 cm). Instructions included.

S-scale
AR88075
\$17.95

Actual sheet measures 2.75 x 4.5 inches (7 cm x 11.4 cm).




RESIN 5/8" STREETCAR RIVETS

These exact scale rivets were researched from blueprints and are designed for close double and single rows for belt lines and other applications. Sheet contains 31.2 inches (79.2 cm) single row, 23.4 inches (59.4 cm) of double row, 23.4 inches (59.4 cm) close double rows and 19.5 inches (39.5 cm) staggered double-row rivet heads. Instructions included.

S-scale
AR88076
\$17.95

Researched by: Greg King

Actual sheet measures 2.75 x 4.5 inches (7 cm x 11.4 cm).




RESIN 7/8" STREETCAR RIVETS

These exact scale rivets were researched from blueprints and are designed for close double and single rows for belt lines and other applications. Sheet has 31.2 inches (79.2 cm) single row, 23.4 inches (59.4 cm) of double row, 23.4 inches (59.4 cm) close double rows and 19.5 inches (39.5 cm) staggered double-row rivet heads. Instructions included.

S-scale
AR88077
\$17.95

Researched by: Greg King

Actual sheet measures 2.75 x 4.5 inches (7 cm x 11.4 cm).




RESIN BELT RAIL RIVETS

Exact scale 7/8 inch rivet heads spaced a scale 3 inches apart and 1.5 inches between rows as measured from an existing car. Sheet contains 69 inches (175 cm) of double-row rivets. Instructions included.

O-scale (1/48)
AR88078
\$17.95

Researched by: Chad Boas

Actual sheet measures 2.75 x 4.5 inches (7 cm x 11.4 cm).




RESIN BELT RAIL RIVETS

Exact scale 7/8 inch rivet heads spaced a scale 3 inches apart and 1.5 inches between rows as measured from an existing car. Sheet contains 69 inches (175 cm) of double-row rivets. Instructions included.

S-scale
AR88079
\$17.95

Researched by: Chad Boas

Actual sheet measures 2.75 x 4.5 inches (7 cm x 11.4 cm).




Actual sheet measures 2.75 x 4.5 inches (7 cm x 11.4 cm).

RESIN BELT RAIL RIVETS

Exact scale 7/8 inch rivet heads spaced a scale 3 inches apart and 1.5 inches between rows as measured from an existing car. Sheet contains 69 inches (175 cm) of double-row rivets. Instructions included.

HO-scale
AR88080
\$17.95

Researched by Chad Boas




Actual sheet measures 2.75 x 4.5 inches (7 cm x 11.4 cm).

RESIN BELT RAIL RIVETS

Exact scale 7/8 inch rivet heads spaced a scale 3 inches apart and 1.5 inches between rows as measured from an existing car. Sheet contains 69 inches (175 cm) of double-row rivets. Instructions included.

N-scale
AR88081
\$17.95

Researched by Chad Boas




Actual sheet measures 2.75 x 4.5 inches (7 cm x 11.4 cm).

RESIN 7/8" RAILCAR RIVETS

Sheet contains rivets .034 inch (.86 mm) in diameter in four different spacings most commonly found on railcars including 35 linear inches (88.9 cm) of .104 inch (2.64 mm) spacing, 15.75 linear inches (40 cm) of .122 inch (3.10 mm) spacing, 16 linear inches (40.6 cm) of .140 inch (3.60 mm) spacing and 24 linear inches (61 cm) of staggered pattern. Instructions included.

G-scale
AR88082
\$17.95

Researched by Greg Kennelly




Actual sheet measures 2.75 x 4.5 inches (7 cm x 11.4 cm).

RESIN 5/8" RAILCAR RIVETS

Sheet contains rivets .027 inch (.68 mm) in diameter in four different spacings most commonly found on railcars including 40 linear inches (101.6 cm) of .104 inch (2.64 mm) spacing, 15.75 linear inches (40 cm) of .122 inch (3.10 mm) spacing, 16 linear inches (40.6 cm) of .140 inch (3.60 mm) spacing and 24 linear inches (61 cm) of staggered pattern. Instructions included.

G-scale
AR88083
\$17.95

Researched by Greg Kennelly




Actual sheet measures 2.75 x 4.5 inches (7 cm x 11.4 cm).

RESIN FREIGHT CAR RIVETS

Sheet contains 116 linear inches (294.6 cm) of 3-dimensional **alternate center rivets for freight cars with thinner sides** .027 inch (.68 mm) in diameter spaced .190 inch (4.83 mm) apart vertically and .092 inch (2.34 mm) horizontally. Instructions included.

G-scale
AR88084
\$17.95

Researched by Tony Thompson




Actual sheet measures 2.75 x 4.5 inches (7 cm x 11.4 cm).

RESIN TANK CAR RIVETS

Sheet contains 64 linear inches (162.6 cm) of 3-dimensional **tank car double-row resin rivets** .034 inch (.86 mm) in diameter spaced vertically .104 inch (2.64 mm) and .052 inch (.132 mm) horizontally. Instructions included.

G-scale
AR88085
\$17.95

Researched by Tony Thompson




Actual sheet measures 2.8 x 2.2 inches (7.1 cm x 5.6 cm).

RESIN RAILROAD LOUVER MIX

This is a half-sheet of AR88055 by request. Sheet contains 2.6 linear inches (132 mm) of each of the following widths; 16 inch (40 cm), 14 inch (35.5 cm), 12 inch (30.5 cm), 9 inch (23 cm) and 6 inch (15 cm). Instructions included.

O-scale (1/48)
AR88086
\$8.95




Actual sheet measures 2.75 x 4.5 inches (7 cm x 11.4 cm).

HO-SCALE RIVET STARTER SET

Sheet contains 31.2 linear inches (79.2 cm) of 3-dimensional resin rivets in scale 5/8 inch, 7/8 inch diameter and alternate center style. Also contains 27.3 linear inches (69.3 cm) of tank car double row rivets. Instructions included.

HO-scale
AR88087
\$17.95




Actual sheet measures 2.75 x 4.5 inches (7 cm x 11.4 cm).

RESIN RAILROAD TREADPLATE

Sheet contains 9.75 square inches (24.8 square cm) of generic treadplate that will adequately represent treadplate on walk surfaces of an N-scale locomotive. Instructions included.

N-scale
AR88088
\$17.95




Actual sheet measures 2.75 x 4.5 inches (7 cm x 11.4 cm).

N-SCALE RIVET STARTER SET

Sheet contains 74.1 linear inches (188 cm) of 3-dimensional resin rivets in scale 5/8-7/8 inch style in three different pitches and 35.1 linear inches of alternate center style. Also contains 35.1 linear inches (89 cm) of tank car double row rivets. Instructions included.


N-scale
AR88089
\$17.95



N-SCALE STARTER SET
 Sheet contains 74.1 linear inches (188 cm) of 3-dimensional resin rivets in scale 5/8-7/8 inch style in three different pitches and 35.1 linear inches of alternate center style. Also contains 35.1 linear inches (89 cm) of tank car double row rivets. Comes with instructions.

N scale
 AR88089
\$17.95


Actual sheet measures 2.75 x 4.5 inches (7 cm x 11.4 cm).



S-SCALE STARTER SET
 Sheet contains 31.2 linear inches (79.2 cm) of 3-dimensional resin rivets in scale 5/8 inch, 7/8 inch diameter and alternate center style. Also contains 27.3 linear inches (69.3 cm) of tank car double row rivets. Comes with instructions.

S scale
 AR88093
\$17.95

Actual sheet measures 2.75 x 4.5 inches (7 cm x 11.4 cm).




S-SCALE ALTERNATE CENTER RIVETS
 Sheet contains 109 linear inches (277 cm) of 3-dimensional resin rivets .011 inch (.28 mm) in diameter spaced .078 inch (1.98 mm) apart vertically and .093 inch (2.36 mm) horizontally on clear decal film. Comes with instructions.

S scale
 AR88094
\$17.95

Actual sheet measures 2.75 x 4.5 inches (7 cm x 11.4 cm).


Researched by Tony Thompson



O-SCALE DIAMOND TREADPLATE
 Sheet contains 10.13 square inches (25.7 square cm) of raised resin generic diamond treadplate. Comes with instructions.

O-scale
 AR88092
\$17.95


Actual sheet measures 2.75 x 4.5 inches (7 cm x 11.4 cm).



N-SCALE TREADPLATE
 Sheet contains 9.75 square inches (24.8 square cm) of generic treadplate that will adequately represent treadplate on walk surfaces of an N-scale locomotive. Comes with instructions.

N-scale
 AR88088
\$17.95


Actual sheet measures 2.75 x 4.5 inches (7 cm x 11.4 cm).



GENERIC PIANO HINGE
 Sheet of three different size resin piano hinge cast onto clear decal film. There is 20 linear inches (50.8 cm) of small and 25 linear inches (63.5 cm) each of medium and large on the sheet. Comes with instructions.

Various scales
 AR88095
\$8.95


Actual sheet measures 2.75 x 4.5 inches (7 cm x 11.4 cm).



RIVETS IN CIRCULAR PATTERNS
 Sheet includes .010 inch (.25 mm), .014 inch (.36 mm) and .018 inch (.46 mm) diameter rivets in circle patterns from .125 inch (3.18 mm) to .650 inch (16.5 mm) in diameter. Sample shown here only depicts three of a total of twenty on the sheet. Comes with instructions.

Various scales
 AR88096
\$17.95


Actual sheet measures 2.75 x 4.5 inches (7 cm x 11.4 cm).



1.25 INCH TANK CAR DOUBLE-ROW RIVETS
 Large rivets as found on tank cars built before 1920. Sheet contains 136 linear inches (345 cm) of double-row rivets. Comes with instructions.

N scale
 AR88097
\$17.95


Actual sheet measures 2.75 x 4.5 inches (7 cm x 11.4 cm).



1.25 INCH TANK CAR DOUBLE-ROW RIVETS
 Large rivets as found on tank cars built before 1920. Sheet contains 100 linear inches (254 cm) of double-row rivets. Comes with instructions.

HO scale
 AR88098
\$17.95

Actual sheet measures 2.75 x 4.5 inches (7 cm x 11.4 cm).




1.25 INCH TANK CAR DOUBLE-ROW RIVETS
 Large rivets as found on tank cars built before 1920. Sheet contains 100 linear inches (254 cm) of double-row rivets. Comes with instructions.

S scale
 AR88099
\$17.95

Actual sheet measures 2.75 x 4.5 inches (7 cm x 11.4 cm).

All artwork is copyrighted by Woody Vondracek and may include intentional errors to protect copyrights.




Actual sheet measures 2.75 x 4.5 inches (7 cm x 11.4 cm).

1.25 INCH TANK CAR DOUBLE-ROW RIVETS

Large rivets as found on tank cars built before 1920. Sheet contains 72 linear inches (183 cm) of double-row rivets. Comes with instructions.

O scale
AR88100
\$17.95

Researched by Frank Hodina




Actual sheet measures 2.75 x 4.5 inches (7 cm x 11.4 cm).

SCALE 1 1/4 INCH SINGLE-ROW RIVETS

Sheet contains 88 linear inches (224 cm) of single-row rivets in three different spacings (pitch) and 24 linear inches (61 cm) of multi-purpose double-row rivets. Comes with instructions.

O Scale
AR88105
\$17.95

Researched by Tony Thompson




Actual sheet measures 2.75 x 4.5 inches (7 cm x 11.4 cm).

1.25 INCH TANK CAR DOUBLE-ROW RIVETS

Large rivets as found on tank cars built before 1920. Sheet contains 64 linear inches (163 cm) of double-row rivets. Comes with instructions.

G scale
AR88101
\$17.95

Researched by Frank Hodina



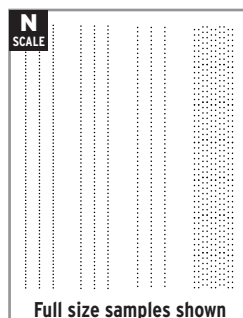
Actual sheet measures 2.75 x 4.5 inches (7 cm x 11.4 cm).

SCALE 1 1/4 INCH SINGLE-ROW RIVETS

Sheet contains 68 linear inches (173 cm) of single-row rivets in three different spacings (pitch) and 24 linear inches (61 cm) of multi-purpose double-row rivets. Comes with instructions.

G Scale
AR88106
\$17.95

Researched by Tony Thompson




Actual sheet measures 2.75 x 4.5 inches (7 cm x 11.4 cm).

SCALE 1 1/4 INCH SINGLE-ROW RIVETS

Sheet contains 132 linear inches (335 cm) of single-row rivets in three different spacings (pitch) and 40 linear inches (102 cm) of multi-purpose double-row rivets. Comes with instructions.

N Scale
AR88102
\$17.95

Researched by Tony Thompson




Actual sheet measures 2.75 x 4.5 inches (7 cm x 11.4 cm).

STAGGERED PATTERN RIVETS

For box cars and refrigerator cars with double-flange posts. Sheet contains 68 linear inches (173 cm) of staggered-row rivets. Comes with instructions.

N Scale
AR88107
\$17.95

Researched by Tony Thompson




Actual sheet measures 2.75 x 4.5 inches (7 cm x 11.4 cm).

SCALE 1 1/4 INCH SINGLE-ROW RIVETS

Sheet contains 100 linear inches (254 cm) of single-row rivets in three different spacings (pitch) and 24 linear inches (61 cm) of multi-purpose double-row rivets. Comes with instructions.

HO Scale
AR88103
\$17.95

Researched by Tony Thompson




Actual sheet measures 2.75 x 4.5 inches (7 cm x 11.4 cm).

STAGGERED PATTERN RIVETS

For box cars and refrigerator cars with double-flange posts. Sheet contains 56 linear inches (142 cm) of staggered-row rivets. Comes with instructions.

HO Scale
AR88108
\$17.95

Researched by Tony Thompson




Actual sheet measures 2.75 x 4.5 inches (7 cm x 11.4 cm).

SCALE 1 1/4 INCH SINGLE-ROW RIVETS

Sheet contains 88 linear inches (224 cm) of single-row rivets in three different spacings (pitch) and 24 linear inches (61 cm) of multi-purpose double-row rivets. Comes with instructions.

S Scale
AR88104
\$17.95

Researched by Tony Thompson




Actual sheet measures 2.75 x 4.5 inches (7 cm x 11.4 cm).

STAGGERED PATTERN RIVETS

For box cars and refrigerator cars with double-flange posts. Sheet contains 48 linear inches (122 cm) of staggered-row rivets. Comes with instructions.

S Scale
AR88109
\$17.95

Researched by Tony Thompson




STAGGERED PATTERN RIVETS

For box cars and refrigerator cars with double-flange posts.
Sheet contains 40 linear inches (102 cm) of staggered-row rivets.
Comes with instructions.

O Scale
AR88110
\$17.95

Researched by Tony Thompson

Actual sheet measures 2.75 x 4.5 inches (7 cm x 11.4 cm).




HOPPER CAR RIVET SET 2

INCLUDES RIVETS FOR:
Cross ridge at center side stake, Internal cross tie, Top and bottom of side panels between stakes, and also inside of car, Extras for side stakes, Channel end supports and endmost panels on side Splice under slope sheet, Endmost panels on sides and top and bottom of end sheet corner posts and Corner posts.

HO-scale
AR88123
\$17.95

Researched by Larry King

Actual sheet measures 2.75 x 4.5 inches (7 cm x 11.4 cm).




STAGGERED PATTERN RIVETS

For box cars and refrigerator cars with double-flange posts.
Sheet contains 28 linear inches (71 cm) of staggered-row rivets.
Comes with instructions.

G Scale
AR88111
\$17.95

Researched by Tony Thompson

Actual sheet measures 2.75 x 4.5 inches (7 cm x 11.4 cm).




HOPPER CAR RIVET SET 1

INCLUDES RIVETS FOR:
Side stakes and inside of car
Side stakes at bolster and inside of car
Ends of internal cross ties
Extras for side stakes
Channel end supports
Comes with instructions

S-scale
AR88124
\$17.95

Researched by Larry King

Actual sheet measures 2.75 x 4.5 inches (7 cm x 11.4 cm).




HOPPER CAR RIVET SET 1

INCLUDES RIVETS FOR:
Side stakes and inside of car
Side stakes at bolster and inside of car
Ends of internal cross ties
Extras for side stakes
Channel end supports
Comes with instructions

N-scale
AR88120
\$6.95

Researched by Larry King

Actual sheet measures 1.6 x 2.6 inches (4.1 cm x 6.6 cm).




HOPPER CAR RIVET SET 2

INCLUDES RIVETS FOR:
Cross ridge at center side stake, Internal cross tie, Top and bottom of side panels between stakes, and also inside of car, Extras for side stakes, Channel end supports and endmost panels on side Splice under slope sheet, Endmost panels on sides and top and bottom of end sheet corner posts and Corner posts.

S-scale
AR88125
\$17.95

Researched by Larry King

Actual sheet measures 2.75 x 4.5 inches (7 cm x 11.4 cm).




HOPPER CAR RIVET SET 2

INCLUDES RIVETS FOR:
Cross ridge at center side stake, Internal cross tie, Top and bottom of side panels between stakes, and also inside of car, Extras for side stakes, Channel end supports and endmost panels on side Splice under slope sheet, Endmost panels on sides and top and bottom of end sheet corner posts and Corner posts.

N-scale
AR88121
\$6.95

Researched by Larry King

Actual sheet measures 1.6 x 2.6 inches (4.1 cm x 6.6 cm).




HOPPER CAR RIVET SET 1

INCLUDES RIVETS FOR:
Side stakes and inside of car
Side stakes at bolster and inside of car
Ends of internal cross ties
Extras for side stakes
Channel end supports
Comes with instructions

O-scale
AR88126
\$17.95

Researched by Larry King

Actual sheet measures 2.75 x 4.5 inches (7 cm x 11.4 cm).




HOPPER CAR RIVET SET 1

INCLUDES RIVETS FOR:
Side stakes and inside of car
Side stakes at bolster and inside of car
Ends of internal cross ties
Extras for side stakes
Channel end supports
Comes with instructions

HO-scale
AR88122
\$17.95

Researched by Larry King

Actual sheet measures 2.75 x 4.5 inches (7 cm x 11.4 cm).



HOPPER CAR RIVET SET 2


INCLUDES RIVETS FOR:
Cross ridge at center side stake, Internal cross tie, Top and bottom of side panels between stakes, and also inside of car, Extras for side stakes, Channel end supports and endmost panels on side Splice under slope sheet, Endmost panels on sides and top and bottom of end sheet corner posts and Corner posts.

O-scale
AR88127
\$17.95

Researched by Larry King

Actual sheet measures 2.75 x 4.5 inches (7 cm x 11.4 cm).

All artwork is copyrighted by Woody Vondraeck and may include intentional errors to protect copyrights.




Actual sheet measures 1.6 x 2.6 inches (4.1 cm x 6.6 cm).

PULLMAN CAR RIVETS #1

- Top and bottom edges of letterboard and corners of car at letterboard
- Splice plates on letterboard
- Groups of 6 under lounge window
- On letterboard
- Splice plates below belt rail.
- Corners of car below belt rail
- Vertical rows of rivets below belt rail
- On belt rail

N scale
AR88128
\$7.95

Researched by: Tom Madden and Larry King




Actual sheet measures 1.6 x 2.6 inches (4.1 cm x 6.6 cm).

PULLMAN CAR RIVETS #2

- Bottom edge of sides • Vertical rows next to windows and elsewhere above belt rail • Top of end of car above door • Angled rows at top corners of end • Horizontal rows half way up ends of car • Bottom of ends • Vertical rows at corners of end of car • Vertical rows next to door opening on end of car • Bottom of end next to door opening • Location of hand brake inside end plate next to opening.

N scale
AR88129
\$7.95

Researched by: Tom Madden and Larry King




Actual sheet measures 2.75 x 4.5 inches (7 cm x 11.4 cm).

PULLMAN CAR RIVETS #1

- Top and bottom edges of letterboard and corners of car at letterboard
- Splice plates on letterboard
- Groups of 6 under lounge window
- On letterboard
- Splice plates below belt rail.
- Corners of car below belt rail
- Vertical rows of rivets below belt rail
- On belt rail

HO Scale
AR88130
\$17.95

Researched by: Tom Madden and Larry King




Actual sheet measures 2.75 x 4.5 inches (7 cm x 11.4 cm).

PULLMAN CAR RIVETS #2

- Bottom edge of sides • Vertical rows next to windows and elsewhere above belt rail • Top of end of car above door • Angled rows at top corners of end • Horizontal rows half way up ends of car • Bottom of ends • Vertical rows at corners of end of car • Vertical rows next to door opening on end of car • Bottom of end next to door opening • Location of hand brake inside end plate next to opening.

HO Scale
AR88131
\$17.95

Researched by: Tom Madden and Larry King




Actual sheet measures 2.75 x 4.5 inches (7 cm x 11.4 cm).

PULLMAN RIVETS #1

- Top and bottom edges of letterboard and corners of car at letterboard
- Splice plates on letterboard
- Groups of 6 under lounge window
- On letterboard
- Splice plates below belt rail.
- Corners of car below belt rail
- Vertical rows of rivets below belt rail
- On belt rail

S Scale
AR88132
\$17.95

Researched by: Tom Madden and Larry King




Actual sheet measures 2.75 x 4.5 inches (7 cm x 11.4 cm).

PULLMAN CAR RIVETS #2

- Bottom edge of sides • Vertical rows next to windows and elsewhere above belt rail • Top of end of car above door • Angled rows at top corners of end • Horizontal rows half way up ends of car • Bottom of ends • Vertical rows at corners of end of car • Vertical rows next to door opening on end of car • Bottom of end next to door opening • Location of hand brake inside end plate next to opening.

Comes with instructions.
S Scale
AR88133
\$17.95

Researched by: Tom Madden and Larry King




Actual sheet measures 2.75 x 4.5 inches (7 cm x 11.4 cm).

PULLMAN CAR RIVETS #1

- Top and bottom edges of letterboard and corners of car at letterboard
- Splice plates on letterboard
- Groups of 6 under lounge window
- On letterboard
- Splice plates below belt rail.
- Corners of car below belt rail
- Vertical rows of rivets below belt rail
- On belt rail

O Scale
AR88134
\$17.95

Researched by: Tom Madden and Larry King




Actual sheet measures 2.75 x 4.5 inches (7 cm x 11.4 cm).

PULLMAN CAR RIVETS #2

- Bottom edge of sides • Vertical rows next to windows and elsewhere above belt rail • Top of end of car above door • Angled rows at top corners of end • Horizontal rows half way up ends of car • Bottom of ends • Vertical rows at corners of end of car • Vertical rows next to door opening on end of car • Bottom of end next to door opening • Location of hand brake inside end plate next to opening.

O Scale
AR88135
\$17.95

Researched by: Tom Madden and Larry King




Full size samples shown

EMD LATCHES

Sheet of 45 resin latches cast onto Microscale clear decal film. Raised details applied just like regular waterslide decals, but under paint.

Comes with instructions.
HO Scale
AR88136
\$4.95

Researched by: Michael Ostertag




Actual sheet measures inches (38 mm x 29 mm).

EMD LATCHES

Sheet of 45 resin latches cast onto Microscale clear decal film. Raised details applied just like regular waterslide decals, but under paint.

Comes with instructions.
S Scale
AR88137
\$4.95

Researched by: Michael Ostertag



Full size samples shown
Actual sheet measures 1.5 x 1.13 inches (38 mm x 29 mm).


EMD LATCHES

Sheet of 45 resin latches cast onto Microscale clear decal film. Raised details applied just like regular waterslide decals, but under paint.

Comes with instructions.
S Scale
AR88138

\$4.95

Researched by: Michael Ostertag




Full size samples shown in greatest spacing
Actual sheet measures 3.9 x 4.4 inches (9.9 cm x 11.2 cm).

AIRCRAFT RIVETS IN SPIRALS and CIRCLES

Sheet of aircraft rivets .010" (.25 mm) in diameter in three different spacings to match the spacings on AR88140 and AR88141. Includes a transparent guide to match sheet layout to aid in selecting the appropriate diameter for your model.

Comes with instructions.
1:48 and 1/32 Scale
AR88139

\$21.95




Full size samples shown
Actual sheet measures 3.9 x 4.4 inches (9.9 cm x 11.2 cm).

SINGLE ROW AIRCRAFT RIVETS

Sheet of aircraft rivets .010" (.25 mm) in diameter in three different spacings to match the spacings on AR88139 and AR88141.

Comes with instructions.
1:48 and 1/32 Scale
AR88140

\$21.95




Full size samples shown
Actual sheet measures 3.9 x 4.4 inches (9.9 cm x 11.2 cm).

DOUBLE ROW AIRCRAFT RIVETS

Sheet of aircraft rivets .010" (.25 mm) in diameter in three different spacings to match the spacings on AR88139 and AR88140. Can also be cut into individual rows if you need more single row rivets to match the spacing and diameter of the rivets on AR88140 above.

Comes with instructions.
1:48 and 1/32 Scale
AR88141

\$21.95




Full size samples shown in greatest spacing
Actual sheet measures 3.9 x 4.4 inches (9.9 cm x 11.2 cm).

AIRCRAFT RIVETS IN SPIRALS and CIRCLES

Sheet of aircraft rivets .014" (.34 mm) in diameter in three different spacings to match the spacings on AR88143 and AR88144. Includes a transparent guide to match sheet layout to aid in selecting the appropriate diameter for your model.

Comes with instructions.
1:48 and 1/32 Scale
AR88142

\$21.95




Full size samples shown
Actual sheet measures 3.9 x 4.4 inches (9.9 cm x 11.2 cm).

SINGLE ROW AIRCRAFT RIVETS

Sheet of aircraft rivets .014" (.34 mm) in diameter in three different spacings to match the spacings on AR88142 and AR88144.

Comes with instructions.
1:48 and 1/32 Scale
AR88143

\$21.95



Full size samples shown
Actual sheet measures 3.9 x 4.4 inches (9.9 cm x 11.2 cm).


DOUBLE ROW AIRCRAFT RIVETS

Sheet of aircraft rivets .014" (.34 mm) in diameter in three different spacings to match the spacings on AR88142 and AR88143.

Can also be cut into individual rows if you need more single row rivets to match the spacing and diameter of the rivets on AR88142.

Comes with instructions.
1:48 and 1/32
AR88144

\$21.95



Full size samples shown
Actual sheet size is 2.75 x 4.5 inches (7 cm x 11.4 cm).


PERFECT WELDS CIRCULAR PATTERN

Sheet of 13 different diameter perfect weld beads .015" (.38 mm) wide that match the width of the weld beads on AR88062.

At total of 52 pieces.

Comes with instructions.
Various scales
AR88149

\$17.95



Full size samples shown
Actual sheet size is 2.75 x 4.5 inches (7 cm x 11.4 cm).


PERFECT WELDS CIRCULAR PATTERN

Sheet of 13 different diameter perfect weld beads .025" (.64 mm) wide that match the width of the weld beads on AR88061.

At total of 52 pieces.

Comes with instructions.
Various scales
AR88150

\$17.95



Full size samples shown
Actual sheet size is 2.75 x 4.5 inches (7 cm x 11.4 cm).

PERFECT WELDS CIRCULAR PATTERN


Sheet of 13 different diameter perfect weld beads .030" (.76 mm) wide that match the width of the weld beads on AR88060.

At total of 52 pieces.

Comes with instructions.
Various scales
AR88151

\$17.95

All artwork is copyrighted by Woody Vondracek and may include intentional errors to protect copyrights.




Actual sheet size is 2.75 x 4.5 inches (7 cm x 11.4 cm).

PERFECT WELDS CIRCULAR PATTERN

Sheet of 13 different diameter perfect weld beads .040" (1.02 mm) wide that match the width of the weld beads on AR88059. At total of 52 pieces.

Comes with instructions.
Various scales
 AR88152
\$17.95




Actual sheet measures 3.9 x 4.4 inches (9.9 cm x 11.2 cm).

AIRCRAFT RIVETS IN CIRCULAR and SPIRALS

Sheet of aircraft rivets .006" (.15 mm) in diameter in three different spacings to match the spacings on AR88146 and AR88147. Includes a transparent guide to match sheet layout to aid in selecting the appropriate diameter for your model.

Comes with instructions.
1/72 scale
 AR88145
\$21.95




Actual sheet measures 3.9 x 4.4 inches (9.9 cm x 11.2 cm).

SINGLE ROW AIRCRAFT RIVETS

Sheet of aircraft rivets .006" (.15 mm) in diameter in three different spacings to match the spacings on AR88145 and AR88147.

Comes with instructions.
1/72 scale
 AR88146
\$21.95




Actual sheet measures 3.9 x 4.4 inches (9.9 cm x 11.2 cm).

DOUBLE ROW AIRCRAFT RIVETS

Sheet of aircraft rivets .006" (.15 mm) in diameter in three different spacings to match the spacings on AR88145 and AR88146. Can also be cut into individual rows if you need more single row rivets to match the spacing and diameter of the rivets on AR88146 above.

Comes with instructions.
1/72 scale
 AR88147
\$21.95




Actual sheet measures 3.9 x 4.4 inches (9.9 cm x 11.2 cm).

AIRCRAFT RIVETS IN CIRCULAR PATTERN

Sheet of aircraft rivets .016" (.41 mm) in diameter in three different spacings to match the spacings on AR88154 and AR88155. Includes a transparent guide to match sheet layout to aid in selecting the appropriate diameter for your model.

Comes with instructions.
1/24 scale
 AR88153
\$21.95




Actual sheet measures 3.9 x 4.4 inches (9.9 cm x 11.2 cm).

SINGLE ROW RIVETS

Sheet of aircraft rivets .016" (.41 mm) in diameter in three different spacings to match the spacings on AR88153 and AR88155.

Comes with instructions.
1/24 scale
 AR88154
\$21.95




Actual sheet measures 3.9 x 4.4 inches (9.9 cm x 11.2 cm).

DOUBLE ROW RIVETS

Sheet of aircraft rivets .016" (.41 mm) in diameter in three different spacings to match the spacings on AR88153 and AR88154. Can also be cut into individual rows if you need more single row rivets to match the spacing and diameter of the rivets on AR88154 above.

Comes with instructions.
1/24 scale
 AR88155
\$21.95




Actual sheet size is 2.75 x 4.5 inches (7 cm x 11.4 cm).

ARC WELDS IN CIRCULAR PATTERNS

Sheet of 104 arc welds .015" (.38 mm) in 13 different sizes as shown in the illustration to the left. These match the width of AR88017.

Comes with instructions.
Various scales
 AR88156
\$17.95




Actual sheet size is 2.75 x 4.5 inches (7 cm x 11.4 cm).

ARC WELDS IN CIRCULAR PATTERNS

Sheet of 104 arc welds .025" (.64 mm) in 13 different sizes as shown in the illustration to the left. These match the width of AR88018.

Comes with instructions.
Various scales
 AR88157
\$17.95




Actual sheet size is 2.75 x 4.5 inches (7 cm x 11.4 cm).

ARC WELDS IN CIRCULAR PATTERNS

Sheet of 104 arc welds .030" (.76 mm) in 13 different sizes as shown in the illustration to the left. These match the width of AR88019.

Comes with instructions.
Various scales
 AR88158
\$17.95

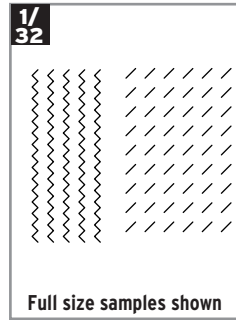


Actual sheet size is 2.75 x 4.5 inches (7 cm x 11.4 cm).

ARC WELDS IN CIRCULAR PATTERNS

Sheet of 104 arc welds .040" (1.02 mm) in 13 different sizes as shown in the illustration to the left. These match the width of AR88020.

Comes with instructions.
Various scales
AR88159
\$17.95




Actual sheet size is 2.75 x 4.5 inches (7 cm x 11.4 cm).

WWI AIRCRAFT FABRIC STITCHING

Two styles of fabric stitching commonly found on the fuselages of WWI aircraft.

Comes with instructions.
1/32
AR88164
\$17.95

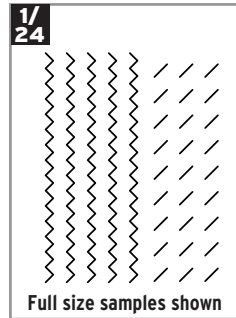


Actual sheet size is 2.75 x 4.5 inches (7 cm x 11.4 cm).

DZUS FASTENERS

Sheet of over 700 individual Dzus fasteners. That may sound like a lot but the average WWI U.S. fighter will require over 100.

Comes with instructions.
1/32
AR88160
\$17.95




Actual sheet size is 2.75 x 4.5 inches (7 cm x 11.4 cm).

WWI AIRCRAFT FABRIC STITCHING

Two styles of fabric stitching commonly found on the fuselages of WWI aircraft.

Comes with instructions.
1/24
AR88165
\$21.95




Actual sheet size is 2.75 x 4.5 inches (7 cm x 11.4 cm).

DZUS FASTENERS

Sheet of over 600 individual Dzus fasteners. That may sound like a lot but the average WWI U.S. fighter will require over 100.

Comes with instructions.
1/24
AR88161
\$17.95




Actual sheet size is 2.75 x 4.5 inches (7 cm x 11.4 cm).

WWI AIRCRAFT FABRIC STITCHING

Two styles of fabric stitching commonly found on the fuselages of WWI aircraft.

Comes with instructions.
1/48
AR88166
\$17.95




Actual sheet size is 2.75 x 4.5 inches (7 cm x 11.4 cm).

RIB STITCHING

Fabric covered control surfaces (ailerons, rudder and elevator) are stitched to the framework, a detail that is missing from almost all kits. Use these to correct or add stitching.

Comes with instructions.
1/32
AR88162
\$17.95




Actual sheet size is 2.75 x 4.5 inches (7 cm x 11.4 cm).

AIRCRAFT ACCESS PANELS

148 total access panels in the various sizes and shapes shown.

Comes with instructions.
1/48
AR88167
\$8.95




Actual sheet size is 2.75 x 4.5 inches (7 cm x 11.4 cm).

RIB STITCHING

Fabric covered control surfaces (ailerons, rudder and elevator) are stitched to the framework, a detail that is missing from almost all kits. Use these to correct or add stitching.

Comes with instructions.
1/24
AR88163
\$17.95




Actual sheet size is 2.75 x 4.5 inches (7 cm x 11.4 cm).

AIRCRAFT ACCESS PANELS

115 total access panels in the various sizes and shapes shown.

Comes with instructions.
1/32
AR88168
\$17.95




Actual sheet size is 4 x 4.5 inches (10 cm x 11.4 cm).

AIRCRAFT ACCESS PANELS

148 total access panels in the various sizes and shapes shown.

Comes with instructions.

1/24
AR88169
\$21.95




Actual sheet size is 2.75 x 4.5 inches (7 cm x 11.4 cm).

AIRCRAFT SCAB PATCHES with FLUSH RIVETS

105 total access panels in the various sizes and shapes shown. Patches shown come with multiple different rivet patterns.

Comes with instructions.

1/32 and 1/24
AR88170
\$17.95




Actual sheet size is 2.75 x 4.5 inches (7 cm x 11.4 cm).

BRITISH COWLING FASTENERS

300 total fasteners on this sheet. Comes with instructions.

Comes with instructions.

1/32
AR88172
\$17.95



Actual sheet size is 2.75 x 4.5 inches (7 cm x 11.4 cm).

BRITISH COWLING FASTENERS

320 total fasteners on this sheet. Comes with instructions.

Comes with instructions.

1/24
AR88173
\$17.95



Detail of prototype shown

Set contains seven different sheets equivalent to one tabloid size sheet 11" x 17" (28cm x 43cm).

RESIN RIVET SKINS for TRUMPETER 1/32 scale kits.

Over 300 decals to completely rivet one kit, **without** dive flaps. Resin rivets are cast onto our exclusive Nano Film, the thinnest, strongest decal film available. Comes with illustrated color placement booklet.

Comes with instructions.

1/32
AR88175
\$175.95




Detail of prototype shown

Set contains five different sheets.

Flush RIVET SKINS for the 1/32 REVELL Fw 190 kits

Over 80 decals to completely rivet one kit including corrected control surfaces. Rivet decals are printed onto our exclusive Nano Film, the thinnest, strongest decal film available. Comes with illustrated color placement booklet.

1/32
AR88176
\$17.95



Detail of prototype shown

Set contains five different sheets.

Flush RIVET SKINS for the 1/32 HASEGAWA Fw 190 kits

Over 80 decals to completely rivet one kit including corrected control surfaces. Rivet decals are printed onto our exclusive Nano Film, the thinnest, strongest decal film available. Comes with illustrated color placement booklet.

1/32
AR88177
\$17.95



Content of sheet shown

CONTROL SURFACE CORRECTIONS for the REVELL 1/32 Fw 190 kits

Sheet includes 10 surface detail resin decals that are applied under the paint to correct the kit parts.

Comes with instructions.

1/32
AR88178
\$17.95



Content of sheet shown

CONTROL SURFACE CORRECTIONS for the HASEGAWA 1/32 Fw 190 kits

Sheet includes 10 surface detail resin decals that are applied under the paint to correct the kit parts.

Comes with instructions.

1/32
AR88179
\$17.95



Detail of prototype shown

Set contains eight different sheets equivalent to one tabloid size sheet 11" x 17" (28cm x 43cm).


RESIN RIVET SKINS for TRUMPETER 1/32 scale kits.

Over 300 decals to completely rivet one kit, **with** dive flaps. Resin rivets are cast onto our exclusive Nano Film, the thinnest, strongest decal film available. Comes with illustrated color placement booklet.

Comes with instructions.

1/32
AR88174
\$195.95

1/35



Full size samples shown

Actual sheet size is 2.75 x 4.5 inches (7 cm x 11.4 cm).

AMSCO TRACK UPGRADES for US M1917

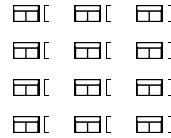
Sheet contains enough AMSCO logos to complete one model.

Researched by Greg Kennelly

Comes with instructions.

1/35
AR88180
\$17.95

S



Full size samples shown

Actual sheet size is 2.75 x 4.5 inches (7 cm x 11.4 cm).


RPO/BEM Card Holders

Sheet includes over 70 resin card holders.

Comes with instructions.

S scale
AR88185
\$8.95

1/32



Full size samples shown

Actual sheet size is 2.75 x 4.5 inches (7 cm x 11.4 cm).


90° CORNER RIVET SEGMENTS

Intersecting rows of rivets should cross at the center of the rows. You can assure that this happens by applying these first and then filling in between with straight rows. The spacing on this sheet corresponds to the spacing on sheet AR88143.

Comes with instructions.

1/32
AR88181
\$22.95

O



Full size samples shown

Actual sheet size is 2.75 x 4.5 inches (7 cm x 11.4 cm).


RPO/BEM Card Holders

Sheet includes 48 resin card holders.

Comes with instructions.

O scale
AR88186
\$8.95

1/48



Full size samples shown

Actual sheet size is 2.75 x 4.5 inches (7 cm x 11.4 cm).


90° CORNER RIVET SEGMENTS

Intersecting rows of rivets should cross at the center of the rows. You can assure that this happens by applying these first and then filling in between with straight rows. The spacing on this sheet corresponds to the spacing on sheet AR88140.

Comes with instructions.

1/48
AR88182
\$22.95

1/72



Full size samples shown

Actual sheet size is 2.75 x 4.5 inches (7 cm x 11.4 cm).

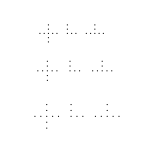
Oblong rivet segments

Apply at the ends of oblong panels and then fill in between with straight rows if necessary with the included rows spaced to match each three spacings. If you need more straight rows, the spacing on this sheet corresponds to the spacing on sheet AR88146.

Comes with instructions.

1/72
AR88187
\$22.95

1/72



Full size samples shown

Actual sheet size is 2.75 x 4.5 inches (7 cm x 11.4 cm).


90° CORNER RIVET SEGMENTS

Intersecting rows of rivets should cross at the center of the rows. You can assure that this happens by applying these first and then filling in between with straight rows. The spacing on this sheet corresponds to the spacing on sheet AR88146.

Comes with instructions.

1/72
AR88183
\$22.95

1/48



Full size samples shown

Actual sheet size is 2.75 x 4.5 inches (7 cm x 11.4 cm).


Oblong rivet segments

Apply at the ends of oblong panels and then fill in between with straight rows if necessary with the included rows spaced to match each three spacings. If you need more straight rows, the spacing on this sheet corresponds to the spacing on sheet AR88140.

Comes with instructions.

1/48
AR88188
\$22.95

HO



Full size samples shown

Actual sheet size is 2.75 x 4.5 inches (7 cm x 11.4 cm).


RPO/BEM Card Holders

Sheet includes over 70 resin card holders.

Comes with instructions.

HO scale
AR88184
\$8.95

1/32



Full size samples shown

Actual sheet size is 2.75 x 4.5 inches (7 cm x 11.4 cm).

Oblong rivet segments

Apply at the ends of oblong panels and then fill in between with straight rows if necessary with the included rows spaced to match each three spacings. If you need more straight rows, the spacing on this sheet corresponds to the spacing on sheet AR88143.

Comes with instructions.

1/32
AR88189
\$22.95

All artwork is copyrighted by Woody Vondracek and may include intentional errors to protect copyrights.

HO



Full size samples shown

Actual sheet size is 2.75 x 4.5 inches
(7 cm x 11.4 cm).

GONDOLA RETAINING CLIPS


117 pieces raised surface details to simulate the retaining clips found on gondola cars.

Researched by Frank Hodina

Comes with instructions.

HO scale
AR88190
\$8.95

S



Full size samples shown

Actual sheet size is 2.75 x 4.5 inches
(7 cm x 11.4 cm).

GONDOLA RETAINING CLIPS


99 pieces raised surface details to simulate the retaining clips found on gondola cars.

Researched by Frank Hodina

Comes with instructions.

S scale
AR88191
\$8.95

O



Full size samples shown

Actual sheet size is 2.75 x 4.5 inches
(7 cm x 11.4 cm).

GONDOLA RETAINING CLIPS

90 pieces raised surface details to simulate the retaining clips found on gondola cars.

Researched by Frank Hodina

Comes with instructions.

O scale
AR88192
\$8.95

1/16



D8208I U
LO BU SER
OSF 3 4 5 4 3 8 7 6
Full size samples shown

Actual sheet size is 2.75 x 4.5 inches
(7 cm x 11.4 cm).

FOUNDRY CASTING SYMBOLS for U.S. TANKS

Sheet comes with a generous supply of generic casting symbols to either replace, correct or add casting symbols to cast armor parts.

Comes with instructions but you will need reference material to add these to any specific vehicle.

1/16
AR88193
\$24.95

All artwork is copyrighted by Woody Vondracek and may include intentional errors to protect copyrights.

ARCHER FINE TRANSFERS

305 NW Railroad Street, Youngsville, NC 27596

ON-LINE ORDERING: archertransfers.com

NAME AS IT APPEARS ON YOUR CREDIT CARD (PLEASE PRINT LEGIBLY, THIS IS YOUR MAILING LABEL)

MAILING ADDRESS

CITY STATE / PROVINCE POSTAL CODE

E-MAIL ADDRESS

DATE

Check here if you want back ordered items shipped separately

PHONE

FAX OR MAIL ORDER FORM

PLEASE BE CAREFUL THAT YOU ENTER THE ENTIRE PART NUMBER. ERRORS WILL DELAY YOUR ORDER

QTY	PART NUMBER	BRIEF DESCRIPTION	PRICE EACH	TOTAL

- **Make all checks payable to Archer.**
- NEW POSTAGE AND HANDLING RATES - \$4.00 on Domestic orders, \$16.00 on International orders.
- All orders are shipped in cardboard mailers and are insured with tracking at no additional charge.
- Everything in our catalog is unconditionally guaranteed, no questions asked. E-mail us at info@archertransfers if you have any problems with our products.
- Orders received Sunday through Thursday will ship the following day. Orders received late Friday and Saturday will ship on Monday.

The Archer logo, Surface Details™ and Archer Fine Transfers™ are all trademarks of Woody Yondracek.

SUB TOTAL

POSTAGE

SUB TOTAL

NC CUSTOMERS ADD 7.5% TAX

AMOUNT ENCLOSED

PAYMENT METHOD

- MASTER CARD
 VISA
 DISCOVER
 PERSONAL CHECK
 MONEY ORDER

CREDIT CARD NUMBER

EXP. DATE

DO NOT SEND SECURITY CODE!

SIGNATURE _____

Because of the epidemic of Credit Card fraud in Europe and Asia we are requiring new customers living in these areas to take a moment to provide this information so that we can verify the validity of the card. We sincerely apologize for any inconvenience.

BANK ISSUING CARD (EUROPEAN AND ASIAN ORDERS ONLY)

PHONE NUMBER OF BANK ISSUING CARD (EUROPEAN AND ASIAN ORDERS ONLY)